

INNERLOC

BROADHEADS



INNERLOC

BROADHEADS

DEADLY BY DESIGN

INNERLOC

BROADHEADS

Ready to Design



#3400
 3 Blade - 100 Grain
 Cut dia. 1 1/2"
 Rplc. bld: #740-18
 Rplc. Wraps: #3409
 Printer sheets #3408

- ★ Aero-Series™
- ★ 100 gr. 3 Blade
- ★ 1 1/2" Cut Dia.
- ★ .040" Blades
- ★ Exact Aerodynamics
- ★ Customizable Graphics



Over 30 Years
 in Business!

Sullivan Industries is a family owned company that has been manufacturing for the archery industry for over 30 years. We operate a modern facility with state of the art CNC machinery. We manufacture most items in house and source our other items from vendors inside the United States. This gives us product quality that is second to none. We have over 65 Years of combined broadhead design and manufacturing experience. Couple that with our patented innovations we are proud to offer a line of products which you will have complete confidence in.

The Sullivans

16 Wraps with
 varying graphics
 In each package.

Templates and
 printer sheets
 to print your
 own custom
 wraps



CREATING CARNAGE

CARNAGE™

CAPABLE • ACCURATE • RELIABLE


Creating Carnage...

It's easy with the right broadhead!

Carnage™ is the newest addition to Innerloc's™ Aero-Series™ broadheads. These exclusive heads are the only ones to deliver exact field-point accuracy, which is becoming increasingly necessary in today's fastest bows and crossbows. Carnage™ is a fast acting rear deploy design that is aerodynamically surrounded by our patented Aero-Wraps™. The wrap serves three functions once applied. It holds the assembly in the shooting position until impact then the razor edges rapidly slice through for reliable opening. Secondly, it mimics the exact flight of a target point. Lastly, they look awesome! Each package includes 16 Aero-Wraps™ with varying graphics. You also have the choice of personalizing your own styles with available printer sheets and layout templates. This is the broadhead everyone has been waiting for... Get yours and Create Carnage!



Aero-Wrap being wrapped around the broadhead assembly



See video at innerloc.com

SHAPE SHIFTER

See video at innerloc.com



Shaped like a field point... Flies like a fieldpoint!


Designed for the ultra fast bows of today and the future bows of tomorrow. Shape Shifter™ is the first broadhead to deliver true field-point accuracy. This is accomplished utilizing our patent pending Exo-Cover™. In this exciting new design the cover is put to work doing much more than being aerodynamic. It is designed to break away on impact and aid in the opening of the blades. Shape Shifter is ruggedly built out of all stainless steel and sports massive .040" thick blades slicing a 1 1/4" cut diameter.

#3900
3 Blade - 100 Grain
Cut dai. 1 1/4"
Rplc. bld: #790
Rplc. Covers: 3909

Engineered for Absolute Accuracy!

*Carnage™ and Shape Shifter™ models
makeup our Aero-Series™ of broadheads and
feature patented designs that deliver the true
aerodynamics of a field-tip. These are the only
broadheads that will fly exactly like a field-point from
today's fastest bows and crossbows.*

Shape Shifter's™ Exo-Cover™ features strategically placed "Break-Rails" shown in **green** allowing the cover to break apart like an egg shell. The blade pushers shown in **orange** ramp under the blades opening them on impact.

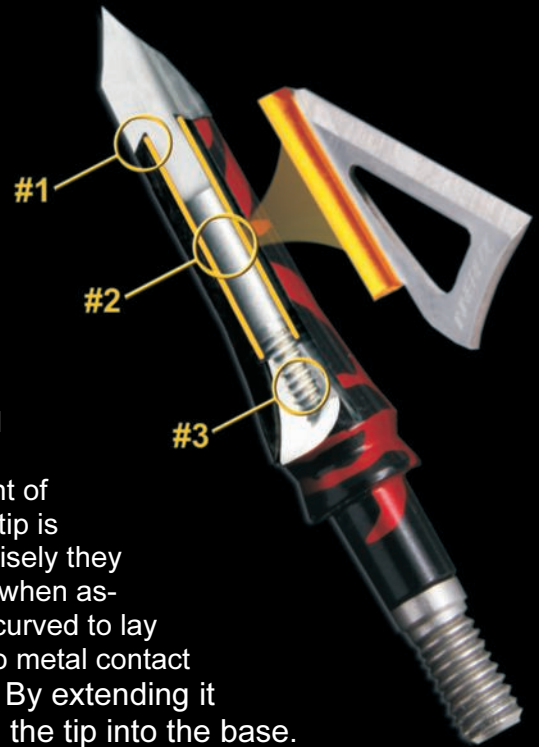


CLS™

CENTER LOCKING SYSTEM

The Key to our Inner Strength... and to your Inner Confidence!

Hunters that shoot Innerloc®, shoot with a higher level of confidence than all others. That's because they trust the Inner Strength and accuracy of our "Center Locking System™" Here is why. **#1** The matching bevels on the front of the ferrule and the inside edge of the tip create a clamping action when the tip is tightened. The tip, blades and ferrule are forced together so tightly and precisely they perform like solid metal. **#2** The blades (gold areas show where parts mate when assembled) are "L"-shaped for unmatched strength and the base of the "L" is curved to lay perfectly against the round shaft of the tip. Superior blade retention, metal to metal contact top to bottom! **#3** The heart of the Center Locking System™ is the Tip. By extending it throughout the length of the broadhead body, an Innerloc® can thread the tip into the base. This is the strongest area of the entire broadhead and securing the tip at this point transfers a walloping amount of arrow energy on impact! Once you try them, you too will be saying... Inner Strength... Inner confidence... Innerloc®!



Beyond Sharp!

Or should we say "Sharp Beyond". All Innerloc® fixed blade broadheads feature Endur-Edge™. A special manufacturing and tempering process on the highest quality stainless steels that yields an ultra durable blade edge. This keeps the broadhead sharp as it passes through it's target, causing better blood trails. Everyone knows the importance of sharp broadhead blades. But a sharp blade that won't hold it's edge is no more effective then a dull blade. Endur-Edge™ blades stay keen after they punch through hair and hide to slice the vitals effortlessly causing the immense blood trails and quick bleed-outs that Innerloc® is famous for. But don't take our word for it, take the Endur-Edge™ challenge. Compare the sharpness of Innerloc® to the competition and see who "Stays Bloody Sharp".



Detail: Tip, blades and ferrule assembly.



See more details at innerloc.com

INNERLOC

BROADHEADS

Easily Tunable



CLS
CENTER LOCKING SYSTEM



FOCUSED ENERGY
DEEP SIX

Slice



Tip tightens into base allowing for Blade Assembly adjustment!

#3801 Slice
3 blade - 100 Grain
Cut dia. 1 1/16" .027" Blds.
Rplc. Bld: 760-18
Tip: #6256
Fits: Std. Arrows



#3800 Deep Slice
3 blade - 100 Grain
Cut dia. 1 1/16" .027" Blds.
Rplc. Bld: 760-18
Tip: #6206
Fits: Deep Six Arrows



Tunable Broadheads...

Improving accuracy out of

today's fastest bows

and crossbows!

Tune...

Shoot...

Slice...



Slice™ Features patented matching tapers on the front of the broadhead base and inside of the broadhead body that join for a precise fit and alignment. The tip passes through the body securing the blades the same as earlier Center Locking System™ broadheads. Only now the tip threads into the front of the base. This results in a new Blade Alignment Technology™ because you can simply align the blade assembly prior to tightening the tip. Two way compression happens as the tip is tightened. The blades are tightened into the assembly and the tapers of the base and body are simultaneously secured. This locks your newly set blade orientation.

Blade Alignment Technology™ (BAT) solves the hassles associated with tuning broadheads to carbon arrows. You need to align the blades on all of your arrows the same from arrow to arrow. This assures they will shoot from your bow or crossbow exactly the same each shot. Blade Alignment Technology™ simplifies tuning by making the broadhead itself adjustable. It's not that critical how the blades are aligned (blade up, to the fletching, etc.). Only that they are all the same once nocked to the bowstring. Innerloc® is the only company to offer tunable broadheads and we have 3 technologies to choose from.

Slice

See details at innerloc.com

TUNABLE BROADHEADS



Fast...Fierce...Fatal...



CLS
CENTER LOCKING SYSTEM



Falcons

Twist to Tune!



- ▲ Cut-on-Contact Tip/Blades
- ▲ Blade Tunable (BAT)
- ▲ Rear Loading & Clamping
- ▲ Ultra Compact Design
- ▲ .027" Blades

#3365
3 blade - 65 Grain
Cut dia. 1"
Rplc. Bld: 730-18

#3385
3 blade - 85 Grain
Cut dia. 1"
Rplc. Bld: 730-18

#3300
3 blade - 100 Grain
Cut dia. 1"
Rplc. Bld: 730-18

#3399 "CLAW"
3 blade w/Claw - 100 Gr.
Cut dia. 1"
Rplc. Bld: 730-18
(Small Game)



Terminally Accurate



CLS
CENTER LOCKING SYSTEM



Carbon Tuners

Twist to Tune!



- ▲ Blade Tunable (BAT)
- ▲ Famous Innerloc Features
- ▲ Blood Trail Anodizing
- ▲ .027" Blades

#3675
3 blade - 75 Grain
Cut dia. 1 1/16"
Rplc. Bld: 760-18
Tip: #6106

#3600-Pink
3 blade - 100 Grain
Cut dia. 1 1/16"
Rplc. Bld: 760-18
Tip: #6136

#3600
3 blade - 100 Grain
Cut dia. 1 1/16"
Rplc. Bld: 760-18
Tip: #6136

#3625
3 blade - 125 Grain
Cut dia. 1 1/16"
Rplc. Bld: 760-18
Tip: #6156

INNERLOC

BROADHEADS

STAINLESS EXTREME

All Stainless Construction

Stainless



#3173


3 Blade - 100 Grain
Cut dia. 1 1/16"
Rplc. bld: 710-18
Tip: #6106

75/85 Grain

#3273

3 Blade - 125 Grain
Cut dia. 1 1/8"
Rplc. bld: 720-18
Tip: #6216

Flat Shooting



#3106


3 Blade - 75 Grain
Cut dia. 1 1/16"
Rplc. bld: 710-18
Tip: #6106

#4
4 B
Cu
Rp
Tip

No more
O-rings...
No more
Problems...

It wasn't good enough for us to just have a mechanical head in our line, so we reinvented the mechanical head. The EXP™ brings a new level of computer-controlled machine capability to broadhead building. Starting with a tiny, spring tension clip that holds the blade in place when open and closed, and ending with a new idea in stop collars that lets YOU choose from two cutting diameters just by flipping the collar. The EXP™ is a masterful blend of engineering and technology.

Detail:
Cliploc



2CD™
2 CUT
DIAMETERS

Mechanical

EXP



#2703

2 Blade - 100 Grain
Dia. 1 1/8" or 1 7/16"
Rplc. Bld: 770-9
Stop Collar: #C700

#3
3 B
Dia.
Rplc
Stop

At the heart of the InnerlocEXP® you will find a tiny spring clip that carries out three major functions. It is a pivot point for the blades to rotate "A" (above), a clipping point or catch to hold things together ("B"), and finally it provides a small amount of spring tension that interacts with a "cam" on the blades ("C").

CLIPLOC™
BLADE CONTROL

INNER STRENGTH

INNER CONFIDENCE

Extremely Versatile



100 Grain



#4106
Blade - 85 Grain
Cut dia. 1 1/16"
Rplc. bld: 710-18
Tip: #6136

#3236
3 Blade - 100 Grain
Cut dia. 1 1/8"
Rplc. bld: 720-18
Tip: #6236

#4206
4 Blade - 100 Grain
Cut dia. 1 1/8"
Rplc. bld: 720-18
Tip: #6216

#2506
2 Blade - 100 Grain
Cut dia. 1 3/16"
Rplc. bld: 750-18
Tip: #6506



#7706
Blade - 100 Grain
Cut dia. 1 1/8" or 1 7/16"
Rplc. Bld: 770-9
Optional Collar: #C700

Practice Blades
#770-9PB
Rplc. Clips #S600
Optional Collar
#C701

Hard Hitting



125 Grain



#5256
5 Blade - 125 Grain
Cut dia. 1 1/8"
Rplc. bld: 720-18
Tip: #6256

#3556
3 Blade - 125 Grain
Cut dia. 1 3/16"
Rplc. bld: 750-18
Tip: #6556

#4506
4 Blade - 125 Grain
Cut dia. 1 3/16"
Rplc. bld: 750-18
Tip: #6506

CROSSBOW SERIES

Ideal for Crossbows

CROSSBOW



Shape Shifter
#3900CB
3 Blade - 100 Grain
Cut dai. 1 1/4"
Rplc. bld: #790
Rplc. Covers: 3909



Carnage
#3400CB
3 Blade - 100 Grain
Cut dai. 1 1/2"
Rplc. bld: #740-18
Rplc. Wraps: #3409



Slice
#3801CB
3 blade - 100 Grain
Cut dia. 1 1/16" .027"
Rplc. Bld: 760-18
Tip: #6236

Our most accurate models... Now packaged for the crossbow user!



See all gear at innerloc.com

TV SERIES

INNERLOC[™] OUT THERE

WITH COREY BROSSMAN

INNERLOC[™] Growing Up OUT THERE



INNERLOC

BOWFISHING

GRAPPLE POINTS

Most trusted point in Bowfishing!

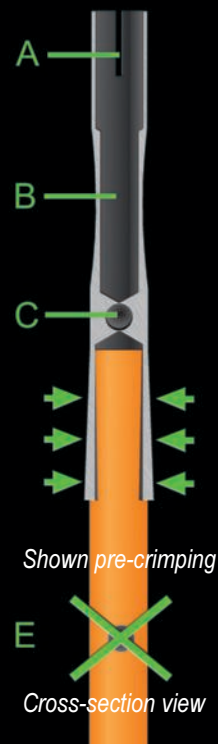
Grapple Points™ are the masters at landing big soft fish. They excel because they penetrate leaving a tiny hole. This small hole leaves plenty of firm flesh for the monstrous 2 3/4" barbs to pull against. But don't be fooled that big holding power... Grapples™ penetrate freely. The patented anti-vibration tip will simplify your time on the water. No more searching the bottom of the boat for lost tips. The machined stud on the front of the body rides in a polyurethane bushing that's pressed into the tip, the result is a small steady pressure to keep the tip in place. Constructed from stainless steel, Grapple Points™ reflect the attitude of perfection you find in every Innerloc® product.

Finally a bowfishing arrow that addresses all earlier shortcomings!

Our Unity™ Arrows are a combination of a stainless steel rear section that permanently attaches to specially prepared premium fiberglass arrow blanks. Unity™ Arrows feature Taper-loc™ a strong and secure crimped connection that provides a smooth transition. The strength of this connection makes possible a threaded slide stop hole into the stainless steel section. Moving the hole strengthens the entire arrow by eliminating the hole in the fiberglass. Designed with a large battery compartment to fit all lighted nocks. CNC machined from solid stainless steel. Patent pending.

Arrow and Adapter... Unite!


- A) Slotted for ideal nock fitment.
- B) Room to fit all standard and lighted nocks.
- C) Strong threaded slide stop hole.
- D) Taper-loc™ uses reverse tapers to achieve a permanent connection between arrow blank and durable stainless steel rear section.
- E) Eliminates stop hole in fiberglass which is a common point of failure



Grapid Points™... "Rapid" fish removal!



Built to achieve the proven performance of the original Grapple Point™. The Grapid Point™ brings a new level of convenience and speedy fish removal. A control stud that extends out of the back of the tip engages the barbs selecting a shooting position or a barb retracted mode. All you need to do to switch between modes is loosen or tighten the tip. Grapid's™ patent pending design allows for the tip to be removed and barbs fold forward for an alternate method of fish removal. An anti-vibration sleeve inside of the tip keeps the tip secure during the roughest days on the water. Crafted in the U.S.A. of all stainless steel.



Unimaginable... Holding Power!

Beveled barb edges reduce friction



Gripper Points™ are based on the solid foundation of our proven Grapple Point™. They keep all of the features of the original point while adding a revolutionary longer barb. This new barb features a beveled wing that twist off the side and wraps around the point's body. The unique shape and bevel of this extension penetrate freely and add substantial "Grip" resulting in holding power previously unimaginable. Crafted with the quality that you expect from Innerloc®. This point will allow you to boat more fish.

Gripper Points feature a 3 9/16 inch Barb holding circle



Removable & Replaceable Barbs



The "Pro-Point™"... a classic design that features patented improvements that include a removable/replaceable wire barb and a vibration dampening that keeps the tip from vibrating loose during a jarring day of boating. Fast, pivot release requires only 1 1/2 turns of the tip.

INNERLOC


BOWFISHING



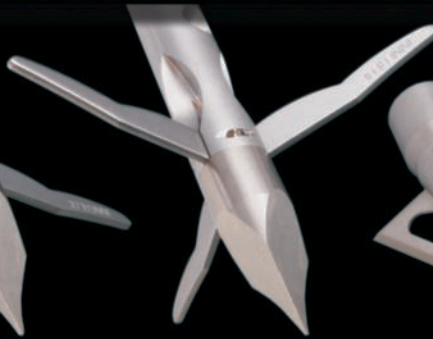
Grapples



2 Barb Grapple
For 22/64" shafts: #822
For 5/16" shafts: #825
Rpl. tips: 2 pack #810
Great in weeds



3 Barb Grapple
For 22/64" shafts: #832
For 5/16" shafts: #835
Rpl. tips: 2 pack #810
Maximum holding



Gator Grapple
For 22/64" shafts: #852
For 5/16" shafts: #855
Rpl. tips: 2 pack #810
Drilled to rig detachable



Bladed Tip
Fits all Grapple points: #815
Practice Tip
For 5/16" shafts: #805
Matched weight



We have partnered with Savur Outdoors™ to bring you the Bow Buoy™. With the addition of the Bow Buoy™ if a bow is dropped overboard a reaction with the water will send the blue float to the surface with an attached tether to your gear. Advanced design will resist tough environments of rain and splashing, only to release if submerged for a minute or so. Packed with 60 feet of 20 pound braided line to give you the strength you need for reliable retrievals. Think of this as your best on the water insurance against equipment loss.

Bow Buoy #819



DX2

Who doesn't like more?

The new DX2™ adapters give you the option to double the holding power of our Grapple™ and Gripper™ Points. Simply screw on in place of the regular tip... That's it! The added weight helps with deep water accuracy and penetration.

Keep some handy for those nights when the fish are big and deep. No one gives you options like Innerloc®.

3 Barb DX2
#816 Fits Grapple & Gripper
Rpl. tips: 2 pack #810

SUBSURFACE CONFIDENCE

Gripper



3 Barb Gripper
 For 22/64" shafts: #862
 For 5/16" shafts: #865
 Rpl. tips: 2 pack #810

Grapid



3 Barb Grapid
 For 22/64" shafts: #882
 For 5/16" shafts: #885
 Rpl. tips: 2 pack #818

Pro-Point



Pro Point
 For 5/16" shafts: #875
 Rpl. tips: 2 pack #811
 Rpl. barbs: 2 pack #812
 Fast fish removal

**GLASS
ARROWS**

**GLOW
ARROWS**

Arrows



Glass Max #860
 Glow Max #870
 Glow Unity #871

Accessories



Lighted Nock Adapter
 Adapters: 2 pack #801
 Lumenok Signature: Ea. #802

3D Gar Target Ultra realistic w/ submersion kit
 49 inches: #809



All arrows and tips are available as combinations.
 See price lists or www.innerloc.com for part numbers and pricing.



PROUDLY MADE IN THE U.S.A.



1472 Camp Creek Rd. Lakemont, GA 30552
706-782-5863 Fax 706-782-1055
innerloc.com